







## Meadowbank

### Residential Sales Statistics – December 2022

	Address and details	Sale Price	CV (2020)	% Sale Price vs CV	Unconditional Date	Land Area (m <sup>2</sup> )	Days on Market
	<b>12 Meyrick Place</b> 4 Bedrooms Floor area: 196m <sup>2</sup>	\$2,400,000	\$3,050,000	-21%	08/12/22	981m <sup>2</sup>	40
	<b>66 Tahapa Crescent</b> 4 Bedrooms Floor area: 217m <sup>2</sup>	\$2,260,000	\$2,725,000	-12%	12/12/22	627m <sup>2</sup>	78
	<b>17 Lucia Glade</b> 4 Bedrooms Floor area: 264m <sup>2</sup>	\$1,490,000	\$2,325,000	-35%	09/12/22	1510m <sup>2</sup>	67
	<b>1A Ripon Crescent</b> 3 Bedrooms Floor area: 120m <sup>2</sup>	\$1,400,000	\$1,675,000	-16%	21/12/22	398m <sup>2</sup>	15
	<b>128F Gowing Drive</b> 4 Bedrooms Floor area: 120m <sup>2</sup>	\$1,200,000	\$1,425,000	-15%	15/12/22	398m <sup>2</sup>	58