










Orakei

Residential Sales Statistics – December 2022

	Address and details	Sale Price	CV (2020)	% Sale Price vs CV	Unconditional Date	Land Area (m ²)	Days on Market
	12 Tuhaere Street 5 Bedrooms Floor area: 431 m ²	\$5,080,000	\$4,550,000	+11%	12/12/22	809m ²	49
	38D Ngake Street 4 Bedrooms Floor area: 215m ²	\$2,270,000	\$1,825,000	+24%	13/12/22	478m ²	54
	5/1 Watene Crescent 2 Bedrooms Floor area: 140m ²	\$2,000,000	\$2,250,000	-11%	03/12/22	Crosslease Title	46
	54A Kupe Street 4 Bedrooms Floor area: 212m ²	\$1,641,000	\$1,825,000	-10%	02/12/22	361m ²	55
	80 Reihana Street 3 Bedrooms Floor area: 163m ²	\$1,560,000	\$1,650,000	-5%	22/12/22	Crosslease Title	27
	5A Rautara Street 3 Bedrooms Floor area: 123m ²	\$1,485,000	\$1,675,000	-11%	20/12/22	Crosslease Title	24
	3/112 Coates Avenue 4 Bedrooms Floor area: 176m ²	\$1,287,000	\$1,340,000	-3%	07/12/22	Crosslease Title	36